



THE WORLD'S FINEST CAST IRON WOODBURNING STOVES



CONTENTS

INTRODUCING VERMONT CASTINGS

Welcome to Vermont Castings	02
Stove features explained	03

WOODBURNING STOVE RANGE

Intrepid II Woodburner	04
Encore 2in1 Woodburner	06
Defiant 2in1 Woodburner	08
Aspen Woodburner	10

ACCESSORIES

Stove accessories range	12
-------------------------	----

INSTALLATION INFORMATION

Inglennook clearance guide	14
Flue collar options	14
Fuel and output information	15
Warranty information	15

WELCOME TO VERMONT CASTINGS



Vermont Castings stoves offer the classic warmth, timeless beauty and peerless quality that has helped it stand out from the crowd for over 40 years. Every stove we make features impeccable hand craftsmanship and great attention to detail. Made with 100% recycled cast iron, Vermont Castings stoves represent their commitment to eco-friendly manufacturing.

The range of Vermont Castings stoves offers a choice of outputs to suit most homes, using catalytic technology for cleaner emissions, to provide warmth and comfort for many years to come.

Developed to cope with the harsh, cold North American winters all Vermont Castings stoves are manufactured from cast iron to radiate the heat back into the room and to allow them to be cast into the iconic designs. All Vermont Castings stoves, with the exception of the Aspen, feature a griddle plate on the top to allow for convenient top loading for ease of refuelling.



Intrepid II woodburner shown fitted with warming shelves from the Vermont Castings accessories range (please see page 12).



STOVE FEATURES

All Vermont Castings stoves have a range of advanced features built in – they are designed to make using your stove more convenient and enjoyable whilst being more environmentally friendly. The following key explains each feature – the relevant symbols appear on each product page in this brochure.



The Vermont Castings catalytic combustion system



Smoke Exempt stoves mean that you can now burn wood in smoke controlled zones. Our Intrepid II, Encore 2in1 and Defiant 2in1 woodburning stoves are approved as Smoke Exempt by DEFRA. This exemption requires that the stove is used in accordance with the users manual. Visit www.defra.gov.uk for further information.



Catalytic combustion system

Combustion smoke passes through a catalyser which lowers its burning temperature to 600° from 1200° causing the smoke to re-ignite, producing more useable heat from the stove and cleaner emissions. See illustration to the left.



Thermostatic control

Primary air entering the stove is controlled automatically by a user-set thermostat. This ensures that the stove delivers a constant level of heat. This in turn means that the stove burns longer and more evenly requiring less refuelling.



Airwash system

Secondary air is 'washed' over the inside of the ceramic door glass which helps prevent the build up of unsightly tar deposits and particles, leaving a clearer view of the fire and requiring less cleaning.



Smokeless top loading

A smoke free system that allows the stove to be filled to capacity for longer burn times, greater heat output and less frequent loading. Safety is also increased as flying sparks and falling hot ashes are virtually eliminated.



Clean burn technology

A clean supply of air is fed into the stove above the fire resulting in combustion gases being burnt rather than released through the chimney - creating extra heat output as well as reducing emissions into the atmosphere.



Infra-red reflective glass

A special infra-red coating that has a similar effect to our airwash system - keeping the ceramic door glass clear of combustion deposits and discolouration. This again results in less cleaning and a clearer view of the fire.



Easy ash handling

A swing out ashpan (featured in the cutaway illustration) makes for safe removal of ash from the stove. A lid with handle is also supplied to make easy work of ash removal and disposal.

Intrepid II woodburner shown fitted with warming shelves from the Vermont Castings accessories range (please see page 12).



INTREPID II

The Intrepid II woodburner is the classic Vermont Castings stove – intricate styling from handcrafted cast iron, plus a range of sophisticated features and all in a compact stove that would grace any room. Equipped with a powerful airwash system to help keep the ceramic door glass clear of deposits, catalytic combustion for cleaner emissions and even a handy top hotplate for warming a casserole or simply boiling the kettle. The Intrepid II is available in a range of stunning enamelled finishes as well as our traditional classic black.

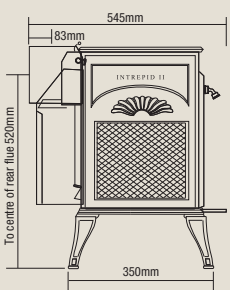
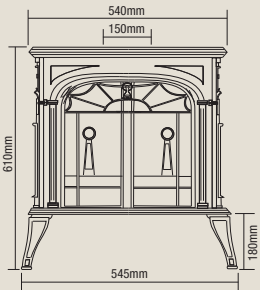
FEATURES AT A GLANCE

- Handcrafted cast iron construction featuring the attention to detail Vermont Castings are renowned for
- Smoke Exempt for woodburning in smoke controlled zones - ideal for a townhouse installation
- Doors can be kept open for a real crackling open fire
- Catalytic combustion for cleaner emissions
- Top hotplate cooking surface - ideal for boiling a kettle
- Front loading and convenient smokeless top loading
- Powerful airwash system to help keep the ceramic glass door clear of unsightly deposits
- Automatic thermostatic operation for even heat output
- Adjustable feet for easy installation on uneven flooring
- Large ashpan - requires less frequent emptying



Intricate handcrafted casting detail and deep, luxurious enamel finishes are a Vermont Castings speciality that have made our stoves famous around the world.

SPECIFICATIONS



Classic Black
Code: 0001990



Biscuit
Code: 0001997



Majolica Brown
Code: 0001987



Bordeaux
Code: 0001991

Fuel	Wood
Nominal Output	4.9 Kws
Min Output	3.2 Kws
Max Output	7.5 Kws
Net Efficiency	74.8%
Gross Efficiency	68%
Max Hearth Temp	Less than 100°C
Weight	101 Kgs
Max Log Length	41 cm
Flue Diameter	150 mm (inside dia)
Flue Location	Top or Rear
EEl classification for ecolabelling 2018	A

ACCESSORIES RANGE

Flue collar options	Spark screen	Thermometer	Warming shelves	Childguard fence	Steamer	Log carrier
-	✓	✓	✓	✓	✓	✓
Woodbox	Gloves	Trivet	Exterior air kit	Gasket kits	Rear heat shield	
✓	✓	✓	✓	✓	✓	

Please see page 12 for a full description of accessories.



ENCORE

Classic Vermont Castings styling, handcrafted cast iron and a 8 Kw output makes the Encore a practical and visually stunning stove. Available in a range of luxurious enamelled finishes and classic black stove paint, the Encore features our 2 in 1 combustion system allowing you to choose between standard and catalytic operation (see page 3 for details). Providing all the sophisticated features you could ask for, including a powerful airwash system to sweep the ceramic glass door panel clear of deposits, smokeless top loading and a convenient swing out ashpan system.

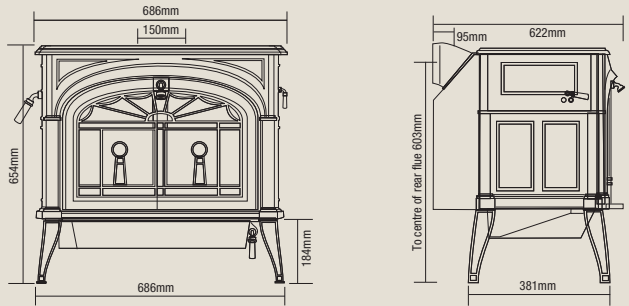
FEATURES AT A GLANCE

- Handcrafted cast iron construction featuring the attention to detail Vermont Castings are renowned for
- Smoke Exempt for woodburning in smoke controlled zones - ideal for a townhouse installation (when operated through the catalyser only)
- Can be operated with the doors open for a real crackling open fire feel*
- 2 in 1 catalytic combustion system
- Top hotplate cooking surface - ideal for boiling a kettle
- Front loading and convenient smokeless top loading
- Powerful airwash system to keep the ceramic glass door clear of unsightly deposits
- Automatic thermostatic operation for even heat output
- Adjustable feet for easy installation on uneven flooring
- Swing out high capacity ashpan for easier and safer ash removal and disposal



Amongst its many features the Encore has a swing out large capacity ashpan for safer and easier cleaning, along with highly detailed castings and a range of luxurious enamel finishes.

SPECIFICATIONS



Fuel	Wood
Nominal Output	8 Kws
Min Output	4 Kws
Max Output	12 Kws
Net Efficiency	CAT 78.5% / NON-CAT 72.9%
Gross Efficiency	CAT 71.4% / NON-CAT 66.3%
Max Hearth Temp	Less than 100°C
Weight	215 Kgs
Max Log Length	55 cm
Flue Diameter	150 mm (inside dia)**
Flue Location	Top or Rear
EEl classification for ecolabelling 2018	A

** Will require an oval collar and adaptor if 200mm diameter flue is to be installed (see page 14)

ACCESSORIES RANGE

Flue collar options	Spark screen	Thermometer	Warming shelves	Childguard fence	Steamer	Log carrier
✓	✓	✓	✓	✓	✓	✓
Woodbox	Gloves	Trivet	Exterior air kit	Gasket kits	Rear heat shield	
✓	✓	✓	✓	✓	-	

Please see page 12 for a full description of accessories.

* A 200mm flue system is required when using this appliance with the doors open. We also recommend the stove is operated with the spark guard in place and never left unattended with the doors open.



DEFIANT

A real powerhouse of a stove with a massive 9.5 Kw output – enough to heat the largest of rooms – all with the classic Vermont Castings styling and handcrafted cast iron construction. Equipped with all the features you could need from a stove, including our 2 in 1 combustion system allowing you to choose between standard and catalytic operation (see page 3 for details), a powerful airwash system to sweep the large ceramic glass door panels and a convenient swing out ash pan system. The Defiant is available in our full range of stunning enamel finishes and classic black.

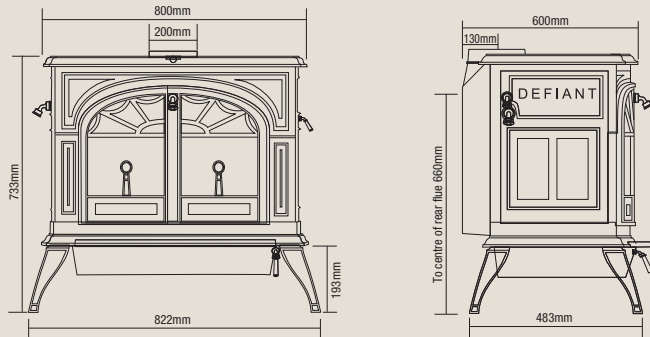
FEATURES AT A GLANCE

- Handcrafted cast iron construction featuring the attention to detail Vermont Castings are renowned for
- Smoke Exempt for woodburning in smoke controlled zones - ideal for a townhouse installation (when operated through the catalyser only)
- Can be operated with the doors open for a real crackling open fire feel*
- 2 in 1 catalytic combustion system
- Top hotplate cooking surface - ideal for boiling a kettle
- Front loading and convenient smokeless top loading
- Powerful airwash system to keep the ceramic glass door clear of unsightly deposits
- Automatic thermostatic operation for even heat output
- Adjustable feet for easy installation on uneven flooring
- Swing out high capacity ashpan for easier and safer ash removal and disposal



Fine detailing on the Defiant - the main photograph also features the cast iron Woodbox - available from our Vermont Castings Accessories Range (please see page 12).

SPECIFICATIONS



- 
Classic Black
Code: 0001975
- 
Biscuit
Code: 0001976
- 
Majolica Brown
Code: 0001977
- 
Bordeaux
Code: 0001979

Fuel	Wood
Nominal Output	9.5 Kws
Min Output	4 Kws
Max Output	15 Kws
Net Efficiency	CAT 79% / NON-CAT 73.9%
Gross Efficiency	CAT 72% / NON-CAT 67.2%
Max Hearth Temp	Less than 100°C
Weight	235 Kgs
Max Log Length	61 cm
Flue Diameter	200 mm (inside dia)
Flue Location	Top or Rear
EEL classification for ecolabelling 2018	A

ACCESSORIES RANGE

Flue collar options	Spark screen	Thermometer	Warming shelves	Childguard fence	Steamer	Log carrier
✓	✓	✓	✓	✓	✓	✓
Woodbox	Gloves	Trivet	Exterior air kit	Gasket kits	Rear heat shield	
✓	✓	✓	✓	✓	-	

Please see page 12 for a full description of accessories.
* A 200mm flue system is required when using this appliance with the doors open.
We also recommend the stove is operated with the spark guard in place and never left unattended with the doors open.



ASPEN

Compact in size but with all the detailing and sophistication of our larger stoves. Handcrafted from cast iron, the Aspen's dimensions make it ideal for smaller fireplaces and rooms where space is at a premium, whilst the 4.9 Kw output will keep you cosy and warm during the coldest nights. Infra-red coated glass helps to keep the ceramic glass door panel clear of deposits and the top hotplate is ideal for keeping a pot simmering away. Our cleanburn technology ensures that the Aspen's emissions are greatly reduced too.

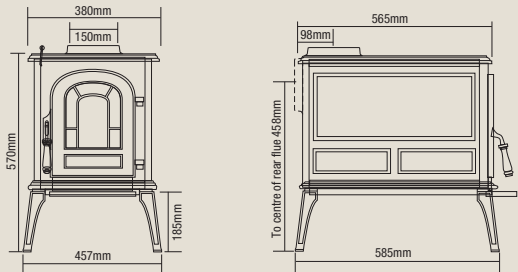
FEATURES AT A GLANCE

- Handcrafted cast iron construction featuring the attention to detail Vermont Castings are renowned for
- Top plate cooking surface - ideal for boiling a kettle
- Cleanburn combustion system for cleaner emissions
- Front loading
- Infra-red coating to keep the ceramic glass door clear of unsightly deposits
- Automatic thermostatic operation for even heat output
- Adjustable feet for easy installation on uneven flooring
- Suitable for smaller rooms requiring a lower heat output



Only the most skilled craftsmen and top quality materials allow us to capture such fine detail in cast iron - the castings on all our stoves feature the same precise workmanship.

SPECIFICATIONS



Classic Black
Code: 0001920

Fuel	Wood
Nominal Output	4.9 Kws
Min Output	3.2 Kws
Max Output	7.3 Kws
Net Efficiency	76.6%
Gross Efficiency	69.5%
Max Hearth Temp	Less than 100°C
Weight	110 Kgs
Max Log Length	40 cm
Flue Diameter	150 mm (inside dia)
Flue Location	Top or Rear
EEl classification for ecolabelling 2018	A

ACCESSORIES RANGE

Flue collar options	Spark screen	Thermometer	Warming shelves	Childguard fence	Steamer	Log carrier
-	-	✓	-	✓	✓	✓
Woodbox	Gloves	Trivet	Exterior air kit	Gasket kits	Rear heat shield	
✓	✓	✓	-	✓	✓	

Please see page 12 for a full description of accessories.

STOVE ACCESSORIES



A range of high quality accessories is available to perfectly complement your Vermont Castings stove. All are available to order from your local Vermont Castings dealer.

Cast iron woodbox



The perfect complement to our stoves, our woodbox is handcrafted from cast iron, featuring the same attention to detail as our stoves. With fine cast lattice work and ample capacity for your living room. Size: 710mm W x 400mm D x 550mm H.

Cast iron top steamer



Beautifully cast ornate steamers in all of the Vermont Castings enamel finishes and classic black. Designed to return humidity to the room air, creating a more comfortable atmosphere. Our steamers are not designed for culinary use.

Cast iron warming shelves



Available in classic black and the full range of Vermont Castings enamel finishes, our cast iron warming shelves make a great addition to your stove. Perfect for creating further visual interest to your stove and installation.

Cast iron trivet



Depicting a traditional Vermont Castings foundry scene this beautifully cast trivet is ideal as a cooking stand or to add visual interest to your stove installation. Cast in Vermont at our own foundry by the same skilled craftsmen who make our stoves.

Spark screen



Specially designed to fit to your Vermont Castings stove whilst under fire with the doors open. Sturdily constructed, our Sparkscreen will help to prevent the problem of flying sparks whilst you are not tending to the stove.

Log carrier



The perfect way to transport logs from your outdoor wood-store to your woodbox. Manufactured from durable black canvas with double stitched seams and webbing handles. Measures 600mm W x 300mm D x 400mm H when loaded.

Childguard fence



Portable stove safety fence measuring 780mm H x 765mm W x 665mm D x 3 folding panels. Large enough to surround all Vermont Castings stoves including the Defiant. A must for safety conscious family homes with young children.

Gloves



As worn by the workers in our foundry, these gloves have proved so popular we have now made them available to you. Made from durable leather, these are the perfect gloves for loading your stove whilst it is under fire and too hot to touch.

Thermometer




A sturdily made surface mounted magnetic thermometer designed to work with all of our stoves. Allows you to make the correct air intake settings and will tell you when it is time to reload the stove or shut the damper.

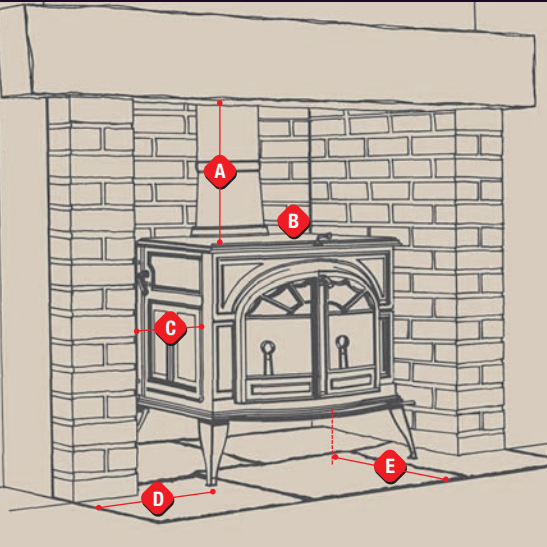
Also available:

Gasket kits and maintenance

A full range of consumables is available to keep your Vermont Castings stove in peak condition - from door glass and seals to gasket kits and enamel touch-ups.



INSTALLATION CLEARANCES



INGLENOOK INSTALLATION CLEARANCES FOR ALL STOVES
It is important to ensure that your Vermont Castings stove is installed correctly. We recommend employing the services of a qualified fitter who will be aware of all the latest installation regulations. To ensure that your stove can be safely accommodated within your fireplace the following dimensions are provided as a guide:

Non-combustible surround and inglenook		
A	Top of stove to bottom of mantle	300mm
B	Rear of stove to back of inglenook	50mm
C	Side of stove to side of inglenook	125mm
D	Side of stove to edge of hearth	150mm
E	Front of stove to front of hearth	300mm
Combustible surround and inglenook		
A	Top of stove to bottom of mantle	750mm
B	Rear of stove to back of inglenook	750mm
C	Side of stove to side of inglenook	600mm

FLUE ADAPTOR OPTIONS



APPLIES TO THE DEFIANT AND ENCORE STOVES ONLY.
The Defiant stoves are supplied with an oval flue collar - to connect these stoves to a round flue system a flue collar adaptor is required as highlighted in the photograph opposite. This only applies to the Encore if it is being installed with a 200mm liner.

A range of adaptors are available in classic black and the full range of enamel colours:



Adaptors are available for both 150mm and 200mm inside diameter flue systems as shown below.

If you intend using your stove with the doors in the open position a 200mm flue system must be fitted.



Offset 200mm oval to 150mm round flue collar adaptor.



260mm oval to 150mm round flue collar adaptor.



260mm oval to 200mm round flue collar adaptor.



260mm oval to 200mm round flue collar adaptor.

The Encore 2in1 Woodburner is supplied as standard with a 150mm flue collar. To use this appliance with a 200mm diameter flue the optional oval collar is required in addition to the above adaptors.

FUEL AND OUTPUT INFORMATION

OUTPUTS
Vermont Castings stoves produce varying degrees of heat. In order to calculate whether an appliance will be suitable for your room please consult your local dealer for advice. As a general rule of thumb you will need approximately 1 Kw of heat for every 14 cubic metres of room-space (based on an outdoor temperature of 0°C). Measure your room's height, width and depth to obtain a total cubic metres figure and divide by 14. This calculation can be influenced by other factors such as levels of insulation and number of windows, so treat your final figure as a guideline only. Your dealer will be happy to provide you with a more accurate calculation.

THE ENVIRONMENT
We all have an obligation to protect the environment and preserve its future. Making informed energy decisions now will reflect in the environment around us in the years to come.

Woodburning is a highly efficient way of heating your home and by choosing a Vermont Castings stove you can make a difference now to reducing your carbon emissions. Wood is environmentally friendly as it consumes more carbon dioxide whilst growing than it emits when burning. Wood is also one of the few fuels which is renewable in our lifetime.

The Carbon Trust recognises wood as a carbon neutral fuel (see table below):

Fuel	Kgs of CO ₂ per week
Electricity	128 Kg
Coal	116 Kg
Oil	88 Kg
Gas	63 Kg
Coal/water 50% mix	58 Kg
Wood	Zero Kg

SEASONING & STORING LOGS
We recommend that our customers select seasoned hard wood logs purchased from a sustainable forest management scheme to ensure that the wood you burn will be replaced using reliable methods. We advise that the logs should be cut to the required length, split and then stored outside in a manner that allows the air to circulate but under cover to keep them protected from the rain for a period of 2 years or until they have a moisture content of less than 20% before burning. Freshly cut logs have a moisture content of around 50% making them not only difficult to burn but as they



burn, they create large amounts of tar which will build up on the glass doors and inside the flue liner which could lead to chimney fires and the premature corrosion of the flue liner. Alternatively, you can purchase kiln dried or "ready to burn" logs which have a moisture content of less than 20%.

SOLID FUEL
The Vermont Castings range of stoves are designed for operation with wood only and are not suitable for use with solid fuels.

CE CERTIFICATION
In line with current building regulations your installer will need to check that the appliance he is installing is CE approved. All of our stoves are fully CE approved and the appropriate certification is available to your installer by calling ACR Heat Products on 0121 706 8266.



WARRANTY INFORMATION

All Vermont Castings stoves are covered by a 3 year warranty which covers the stove body castings. It does not include consumable items such as grates, glass, door ropes, dampers and firebricks. This 3 year warranty is only applicable when purchased through one of our recommended retailers. The catalyser is covered by a limited warranty – for more information please refer to the manufacturers instruction manual.

If a Vermont Castings stove is purchased from a non-recommended retailer then only a 12 month warranty will be applicable as outlined below. For information on recommended retailers, please contact ACR Heat Products on 0121 706 8266 or via our website www.acrheatproducts.co.uk
All stoves are covered by a 12 month warranty when purchased through a non-recommended retailers. The warranty covers the stove body castings only and does not include consumable items such as grates, firebricks, dampers, door rope, glass, andirons etc.

Any warranty claims should be submitted via your retailer and must be accompanied by the serial number, receipt, copy of the HETAS certificate and photographs to support the claim.



Defiant woodstove in Classic Black finish 8 Kw - see page 8.



Your local Vermont Castings dealer:

Issue 9 / July 2018



ACR Heat Products Limited, Unit 1, Weston Works, Weston Lane, Tyseley
Birmingham B11 3RP, England.

- Tel: 0121 706 8266
- E-mail: enquiries@acrheatproducts.co.uk
- Fax: 0121 706 9182
- www.acrheatproducts.co.uk



Scan code with your mobile
device for more information

All installations shown in this brochure are for illustrative purposes only. All actual installations must comply with the latest building regulations and Vermont installation manuals. Please note that due to limitations of the printing process, colour reproduction of the stoves may vary slightly from those shown. Please consult your dealer for more accurate colour matching. Vermont reserves the right to amend any specifications herein or to make any product design changes. The specifications, dimensions and information shown within our brochures are provided for information purposes only and are not binding. Vermont Castings reserves the right to amend any specifications herein or to make any product design changes or to withdraw product without notice.